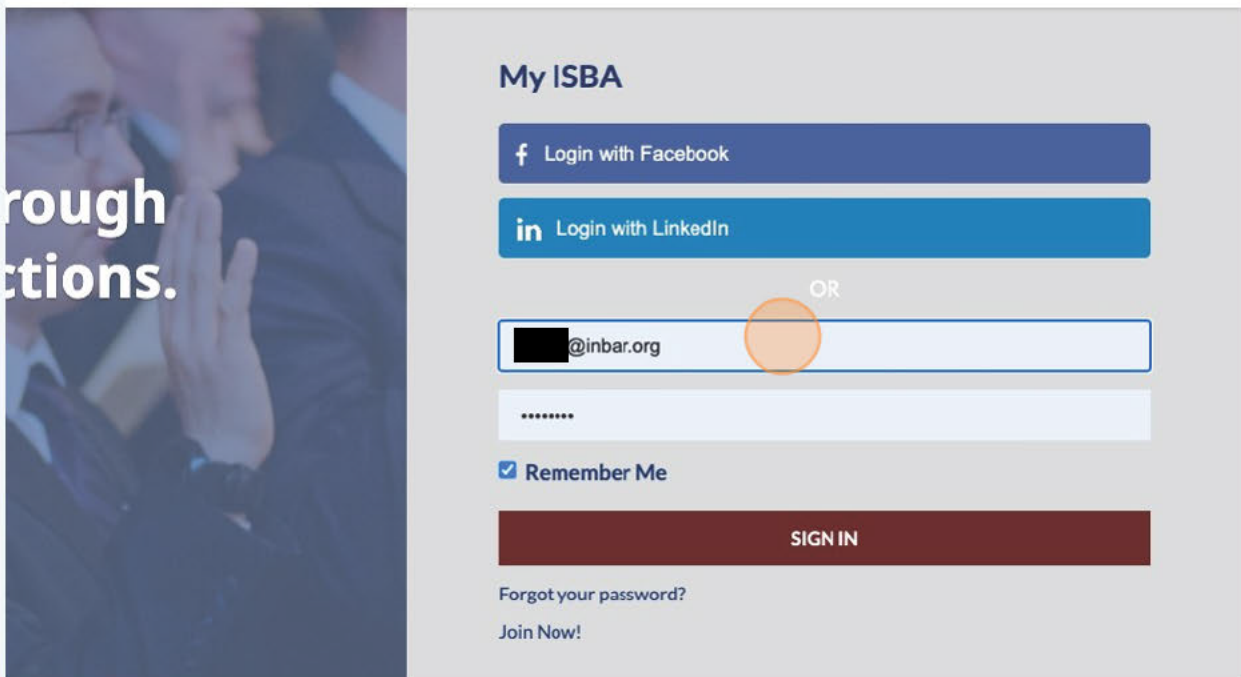


How to find your ISBA membership number Scribe[®]

1 Navigate to <https://www.inbar.org/>

2 Sign in with your username and password. If you can't remember your password, click the "Forgot your password?" link. If you need help, email Julie Gott at jgott@inbar.org.



My ISBA

f Login with Facebook

in Login with LinkedIn

OR

██████████@inbar.org

.....

Remember Me

SIGN IN




[Forgot your password?](#)

[Join Now!](#)


3 Click "Membership Card" icon under "Information & Settings."

*** Renew Your M

Information & Settings

-  **Edit Bio**
Update your information and choose privacy settings for individual fields.
-  **Membership Card**
View or print your personalized membership card.
-  **Locate Your Lawyer**
View and manage your public profile information.

Invoicing, Payments & History

-  **Invoices**
View, print and pay your invoices.

4 Locate the "Membership #."

Indiana State Bar Association

[Redacted]

Membership #: [Redacted]

Member Type: Resident Member

Expires: July 01, 2024



www.inbar.org

PRINT